



**GROUND TRUTH
SOLUTIONS**

FIELD SURVEY AND ANALYSIS

SURVEY OF LOCAL PARTNER ORGANISATIONS PROVIDING
HUMANITARIAN AID IN SOMALIA

– 12 DECEMBER 2017 –



CONTENTS

OVERVIEW	3
INTRODUCTION	3
SUMMARY FINDINGS	3
READING THIS REPORT	4
SURVEY QUESTIONS	5
Q1. NON-FINANCIAL SUPPORT	5
A. MANAGEMENT SKILLS	5
B. FINANCIAL MANAGEMENT	5
C. TECHNICAL ABILITIES	6
D. PARTICIPATORY APPROACHES	6
E. MONITORING & EVALUATION SKILLS	6
F. LONG-TERM PLANNING	7
G. STRATEGIES	7
H. COMMUNICATIONS	7
Q2. ADAPTABLE FINANCING	8
Q3. RESPONSIVENESS	8
Q4. CORE FUNDING SUPPORT	9
Q5. CONTEXTUAL UNDERSTANDING	9
Q6. RESPECT	9
DEMOGRAPHICS	10
NOTE ON METHODOLOGY	11
BACKGROUND	11
SURVEY DEVELOPMENT	11
SAMPLE SIZE	11
SAMPLING METHODOLOGY	11
LANGUAGE OF THE SURVEY	11



OVERVIEW

Introduction

This report analyses the way local partner organisations in Somalia view their relations with UN agencies and international non-governmental organisations (INGOs). It is based on survey instruments sent to the local counterparts of seven UN agencies and six INGOS working in Somalia. The surveys are designed to shed light on moves towards the localisation of humanitarian assistance, which is the second of the ten goals of the Grand Bargain.

The online survey was shared by the international agencies with the designated focal points in their partner organisations. Some 150 responses were received that went directly to Ground Truth Solutions for analysis.

The data is aggregated from the responses of all participating organisations. When drawing inferences from the findings, bear in mind that responses differ significantly from one organisation to another.

Summary of local partners' views

Relationship quality

- Very satisfied with the respect accorded them by their international partners (Q6) and their understanding of local context in which they operate (Q5).
- Appreciative of the efforts made by their international counterparts to listen and respond to their questions and concerns (Q3).

Capacity building

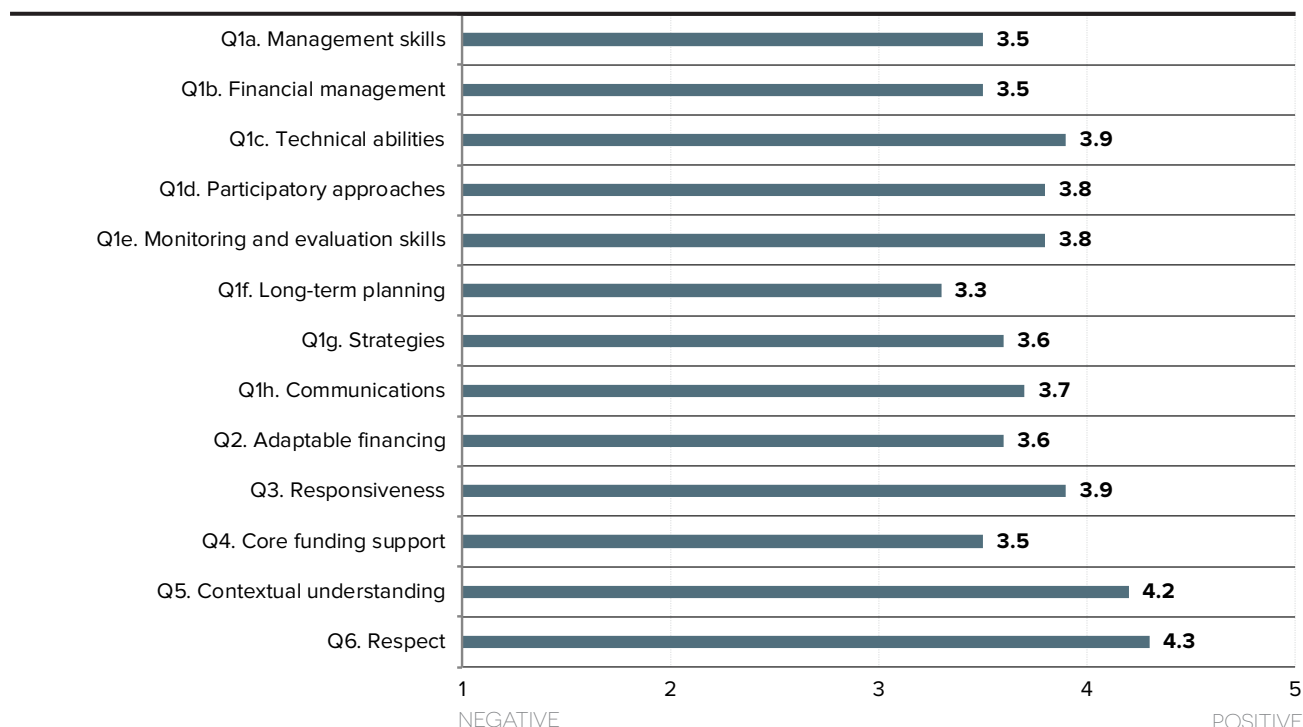
- Positive – although less so than on the questions regarding relationships – about the help provided to improve their technical abilities (Q1c), monitoring and evaluation skills (Q1e), participatory approaches (Q1d), strategic planning (Q1g) and communication strategies (Q1h).

- Less satisfied with the support they receive to strengthen their management (Q1a) and financial skills (Q1b), and the support they receive in improving long-term planning (Q1f).

Financial support

- Less positive about the flexibility of the funding (Q2) received from international partners when confronting changing circumstances.
- Less satisfied with contributions to their core costs (Q4).

OVERVIEW OF MEAN SCORES PER QUESTION





Reading this report

This report uses bar charts to show the percentage of responses on 1 to 5 Likert scale.¹ Colours range from dark red for negative answers to dark green for positive ones. The mean score is also shown for each question. The breakdown of responses by INGO and UN agencies is included for each question to allow for comparison of the way INGOs and UN agencies are seen by their local partners.

For each question, we indicate the main conclusions we draw from the data. We also suggest issues that may require further exploration or inquiry. This can be done by comparing the perceptual data with other data sets or by clarifying things directly with focal points, for example, through key interviews or other forms of dialogue.

For more information, please refer to our methodology section on page 11.

¹The survey was administered as a 0 to 10 scale. To maintain consistency with other Ground Truth Solutions' products, the responses were converted to a 5-point Likert scale.



SURVEY QUESTIONS

1 = Strongly disagree
2 = Disagree
3 = Neutral
4 = Agree
5 = Strongly agree

Q1. Non-financial support

Please rate the different types of non-financial support you have received from your international partner(s):

a. Strengthening our management and leadership skills

(values in %, n = 146)

Mean: 3.5



Just over half of respondents are satisfied with the support they receive from their international partners to strengthen their management and leadership skills.

On average, local partners rate their INGO and UN partners equally. However, a greater proportion of local partners provide top scores for INGO management and leadership skills support.


Type of organisation	Mean
INGOs	3.5
UN agencies	3.5

INGOs	18	12	18	6	47
UN agencies	14	9	22	23	31

b. Strengthening our financial management skills

(values in %, n = 146)

Mean: 3.5



Most respondents rate the support to strengthen their financial management skills positively; however, it is important to note that almost 25% of respondents say they are not satisfied.

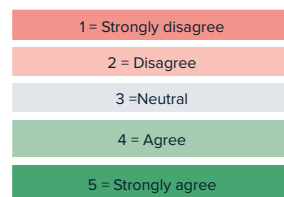
Satisfaction is higher among INGO local partners than UN local partners, particularly when looking at the percentage of respondents giving top scores.

Type of organisation	Mean
INGOs	3.8
UN agencies	3.5

INGOs	11	6	22	17	44
UN agencies	18	8	14	31	29



c. Strengthening our technical abilities to deliver services



(values in %, n = 147)

Mean: 3.9



A majority of respondents are satisfied with the support they receive to strengthen their technical abilities to deliver services.

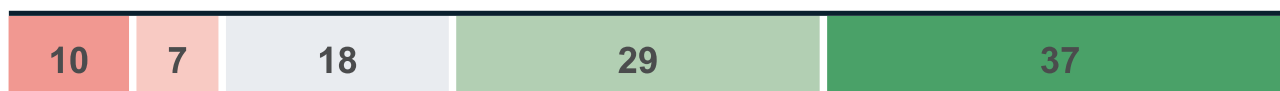
Our findings suggest that local partners of UN agencies are more positive about the support they receive than partners of INGOs.

Type of organisation	Mean
INGOs	3.5
UN agencies	4.0

d. Strengthening our participatory approaches

(values in %, n = 147)

Mean: 3.8



Two-thirds of respondents are positive about the support they receive from their partners to strengthen their participatory approaches.

Local partners are more positive about UN support with regards to strengthening participatory approaches compared to INGO support.

Type of organisation	Mean
INGOs	3.2
UN agencies	3.8

e. Strengthening our monitoring and evaluation skills

(values in %, n = 147)

Mean: 3.8



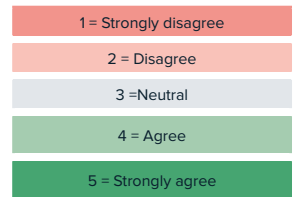
Most respondents are satisfied with the support provided to strengthen their monitoring and evaluation skills.

Local partners of both INGOs and UN agencies indicate receiving sufficient support to strengthen their monitoring and evaluation skills.

Type of organisation	Mean
INGOs	3.9
UN agencies	3.8




f. Strengthening our long-term planning



(values in %, n = 146)

Mean: 3.3



Responses are mixed regarding support for long-term planning. Half the respondents indicate that they are satisfied, but it would be worth investigating why 30% of respondents are not.


Almost one-third of UN agencies' local partners rate the support they receive negatively.

Type of organisation	Mean
INGOs	3.6
UN agencies	3.3

g. Improving our strategies and practical approaches

(values in %, n = 144)

Mean: 3.6



Most respondents are satisfied with the support they receive to improve their strategic planning.

A bigger proportion of UN agencies' local partners share positive perceptions about the support they receive compared to those working with INGOs.

Type of organisation	Mean
INGOs	3.2
UN agencies	3.7

h. Communicating and publicising our work

(values in %, n = 147)

Mean: 3.7



Over half of the respondents are positive about their international partners' efforts to communicate and publicise their work.

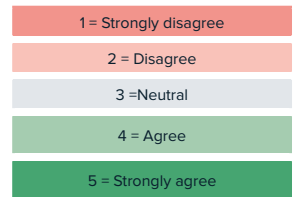
Local partners of UN agencies appear to be more satisfied than those who work with INGOs. The divide between the two types of organisations should be noted and further explored.

Type of organisation	Mean
INGOs	3.2
UN agencies	3.8



Q2. Adaptable financing

Flexibility in adapting the terms of financial support so we can adjust our programmes to changing needs.



(values in %, n = 149)

Mean: 3.6



Most of respondents agree that their international partners provide flexible funds. However, 25% of the respondents disagree with this statement.

The mean scores for both UN agencies and INGOs are the same. However, there is more polarisation among responses from the local partners of INGOs.


Type of organisation	Mean
INGOs	3.6
	22 6 6 22 44
UN agencies	3.6
	18 5 14 22 40

Q3. Responsiveness

Our international partner(s) listen(s) and respond(s) appropriately to our questions and concerns.

(values in %, n = 149)

Mean: 3.9



A majority of respondents feel that their partners listen to and respond appropriately to their questions.

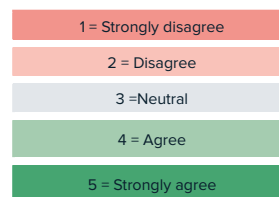
UN agencies' local partners are slightly more satisfied with their responsiveness than the local partners of INGOs.

Type of organisation	Mean
INGOs	3.7
	12 6 19 25 38
UN agencies	3.9
	12 4 12 26 47




Q4. Core funding support

The funding we receive from our international partner(s) makes an appropriate contribution to my organisation's core costs.



(values in %, n = 148)

Mean: 3.5



Respondents are generally positive with 60% indicating that the funding they receive is appropriate. However, one quarter of respondents say the financial support is not sufficient.

A quarter of INGOs' local partners have negative views on core funding support from their international counterparts.

Type of organisation	Mean
INGOs	3.5
UN agencies	3.5

Q5. Contextual understanding

Our international partner(s) understand(s) the context in which we work.

(values in %, n = 150)

Mean: 4.2



Respondents are overwhelmingly positive about the contextual knowledge of their international partners.

Over 80% of INGOs and UN agencies' local partners believe their partners understand the local context in which they work.

Type of organisation	Mean
INGOs	4.3
UN agencies	4.2

Q6. Respect

Our international partner(s) treat(s) us with respect.

(values in %, n = 149)

Mean: 4.3



Respondents from local organisations feel that their partner treats them with respect.

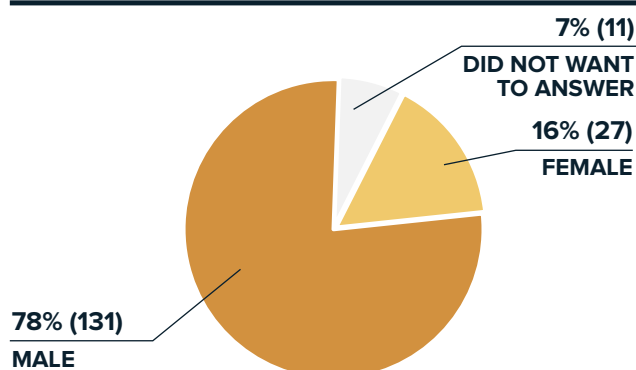
Both INGOs and UN agencies' local partners feel they are treated with respect by their international counterparts.

Type of organisation	Mean
INGOs	4.4
UN agencies	4.3

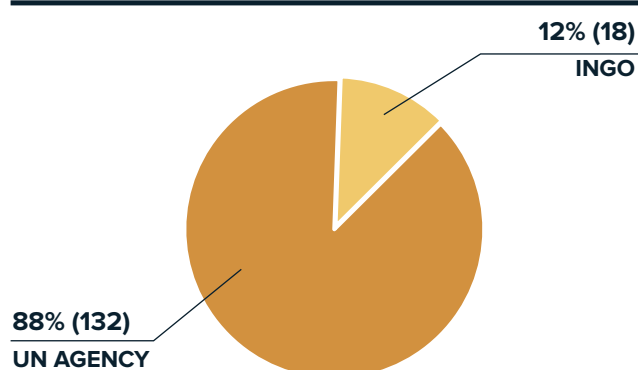


DEMOGRAPHICS

Gender*

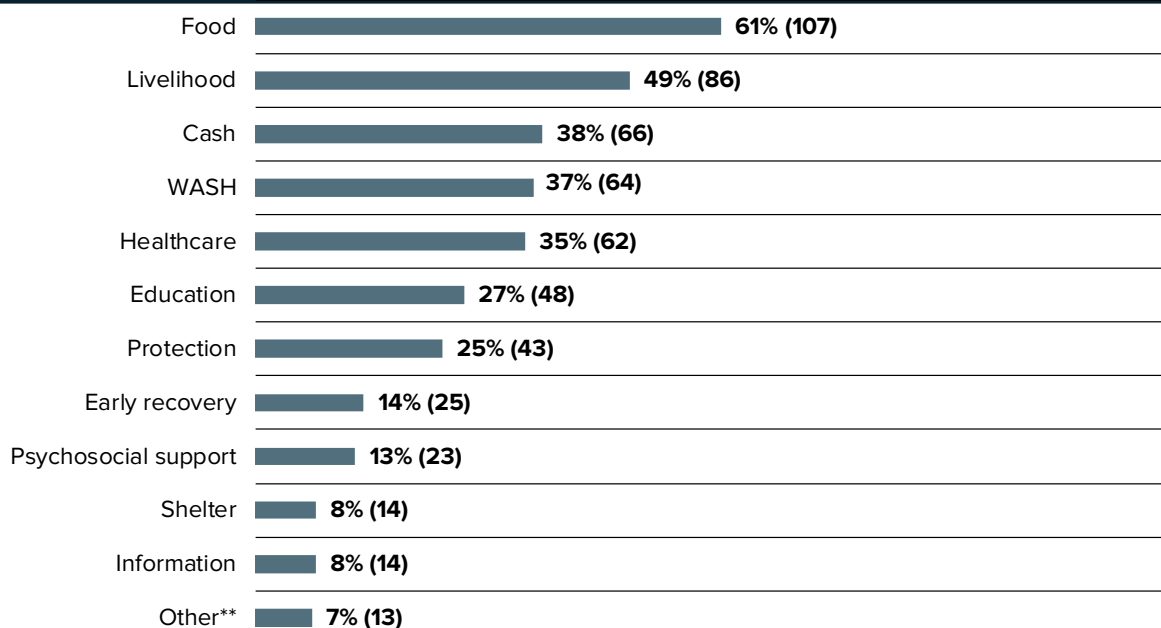


International Partner



*The total number (169) is higher than the total number of responses (150) as some organisations had multiple focal points responding to the survey on their behalf. These responses were then averaged so as each local partner received a single score.

Services provided by local partners*



* Respondents were given the option to select multiple services.

** "Other" includes services such as agricultural support, animal healthcare, case management, peace building, governance, protection of women and children, conflict resolution, logistic support, and sanitation.



NOTES ON METHODOLOGY

Background

OECD donors and humanitarian actors made a series of commitments at the World Humanitarian Summit in Istanbul to increase the efficiency and effectiveness of humanitarian aid. The OECD secretariat seeks to assess the policy changes in the global humanitarian landscape as well as whether the commitments made in the Grand Bargain are having the intended impact. As part of this exercise, Ground Truth Solutions has been commissioned to track the way people affected by humanitarian crises and field staff experience reforms set out in the Grand Bargain. The partner survey investigates the second commitment under the Grand Bargain that calls for “more support and funding tools for local and national responders.”

Survey development

Ground Truth developed a survey tailored to gauge the experiences of local and national responders who administer humanitarian assistance in collaboration with INGOs and UN agencies. Closed questions use a 1-5 Likert scale to quantify answers which have been analysed by comparing means, and response patterns.

Sample size

Participation was voluntary, and the sample consisted of local partners contacted to participate in the survey.

Feedback was provided by 114 local and national partners of six international organisations and seven UN agencies in Somalia. Some local and national organisations provided feedback to more than one international organisation, hence the total number of survey scores (relationships investigated) equals 150.

Sampling methodology

The partner survey was commissioned by the OECD and managed by Ground Truth Solutions. The questionnaire was built on an online platform and was administered to local partners in Somalia via email by the INGOs and UN agencies. Focal points were chosen to complete the survey on behalf of local partner organisations. Focal points are those who regularly manage donor relations on behalf of the organisation. Data was collected between 9 October 2017 and 4 November 2017.

Language of the survey

This survey was conducted in English.

For more information about Ground Truth surveys in Somalia, please contact: Michael Sarnitz (Programme Manager – michael@groundtruthsolutions.org) and Valentina Shafina (Programme Analyst – valentina@groundtruthsolutions.org).